

LATHAM

Wall Protection Systems

Hand Rails Bump Rails Corner Guards
Illuminated Hand Rails Wall Protection Sheeting



SOME PROFILES ARE NOW AVAILABLE IN SNOW WHITE

The functional Solution

Latham Hand Rails, Hand/Bump Rails, Illuminated Hand/Bump Rails, Bump Rails, Corner Guards, and Wall Protection Sheeting are designed to provide a simple aesthetically appealing, functional solution for locations where traffic movement may be expected to cause scuffing and damage to walls and corners.

Usage examples include hospitals, schools, restaurants, offices, nursing homes, shops, passenger check in areas, hotels etc.

The textured finish that is on all the sections (excluding the BR-25) provides a hard wearing, scuff & scratch resistant replaceable finish to compliment modern designs.



Luminance Reflective Value

Each of the 7 samples shown indicate the approximate colour and the Luminance Reflective Value (LRV) for the Latham Wall Protection Systems product range.




Snow White
LVR 82



Almond Beige
LVR 50



Hazy Grey
LVR 21




Violet
LVR 19



Sapphire Blue
LVR 7



Pine Green
LVR 7



Blue Grey
LVR 19

All Latham Hand/Bump Rails are supplied in 3000mm lengths for site cutting to the required dimensions. Each 3000mm length is supplied with 7 adjustable wall brackets for installation 75mm from each end of the hand rail extrusion and at 475mm centres. If shorter lengths are required additional wall brackets can be purchased. These should be installed at 75mm from each end of the run and at a maximum of 500mm centres.

For compliance with the latest Australian Standard AS 1428.1-2009 the required spacing from hand rail to the wall is 50mm. For this purpose wall brackets are adjustable from 45mm-60mm to accommodate variations in wall straightness. It should be noted that International Standards may have different regulations as to this spacing requirement.

The quantity of end closures/wall returns, internal, and external corners should be calculated and ordered with the hand rail section. For fixing/installation details contact Latham Australia.

Hand/Bump Rails

Type HR-140


The Latham HR-140 Series Hand/Bump Rail offers a dual solution in the safety and protection for building occupants & the building itself.

The HR-140 Hand/Bump Rail Series offers safety for the pedestrian traffic through corridors etc whilst doubling as a bump rail for wheeled traffic like wheelchairs, beds, chairs, carts and trolleys.


The high impact textured cover snugly fits over the continuous aluminum retainer incorporating the specially designed impact absorbing strip, which absorbs impacts and helps to spread impact loads over a further distance reducing the shock on the wall fixing.

The system should be considered for use in conjunction with BR Series Bump Rails, CG Series Corner Guards, and WS Series Wall Sheeting.

End closures, internal and external corners are available with the system.



The system is offered in 6 colours



Standard Specifications

Standard length is 3000mm.
Adjustable wall supports – 7 supplied per length.
Install wall supports at approximately 475mm centres.

Type HBR-160

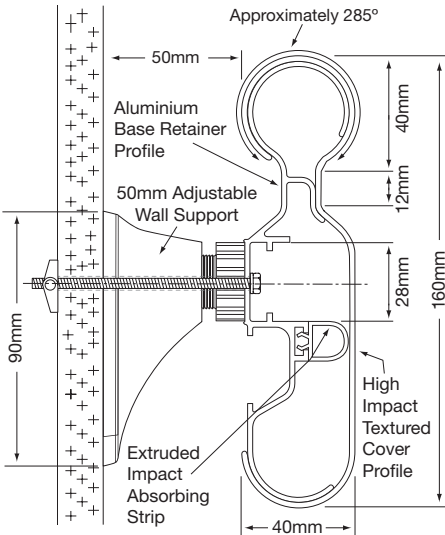
The Latham HBR-160 Series Hand/Bump Rail is new to the Latham range. The system offers a dual solution in the safety and protection for building occupants and the building itself.

The HBR-160 Series Hand/Bump Rail offers safety for pedestrian traffic through corridors etc whilst doubling as a bump rail for wheeled traffic like wheelchairs, beds, chairs, carts and trolleys. The high impact textured cover snugly fits over the continuous aluminum retainer incorporating the specially designed impact absorbing strip, which absorbs impacts and helps to spread impact loads over a further distance reducing the shock on the wall fixing. The Latham HBR Series is truly a hand and bump rail in one.

The system should be considered for use in conjunction with CG Series Corner Guards, BR Series Bump Rails and WS Series Wall Sheeting.

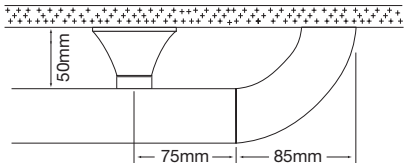
End closures, internal and external corners are available with the system.

The Latham HBR Series is compliant with the latest Australian Standard AS 1428-2009 when installed at the height set out in the Standard.

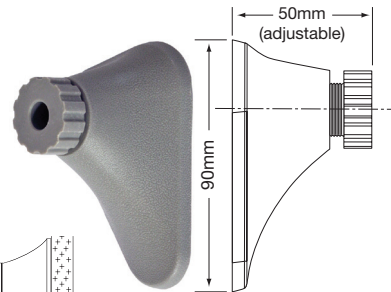


Type HBR-160 Hand/Bump Rail
in hazy grey

Type HBR-160 Detail



Type HBR-160 EC
End Closure/Wall Return



Type HBR-160 WS
25mm to 45mm Tear Shape
Adjustable Wall Support



Type HBR-160 IN/EX
Internal/External Corners

The system is offered in 3 colours



Standard Specifications

Standard length is 3000mm.
Adjustable wall supports – 7 supplied per length.
Install wall supports at approximately 475mm centres.

The Latham HR-45 Series Hand Rail is supplied in 3000mm lengths for site cutting to the required dimensions. Each 3000mm length is supplied with 7 wall brackets for installation 75mm from each end of the hand rail extrusion and at 475mm centres.

If shorter lengths are required additional wall brackets can be purchased, these should be installed at 75mm from each end of the run and at a maximum of 500mm centres.

The quantity of end closures/wall returns, internal, and external corners should be calculated and ordered with the hand rail section. For fixing/installation details contact Latham Australia.

Hand Rails

Type HR-45

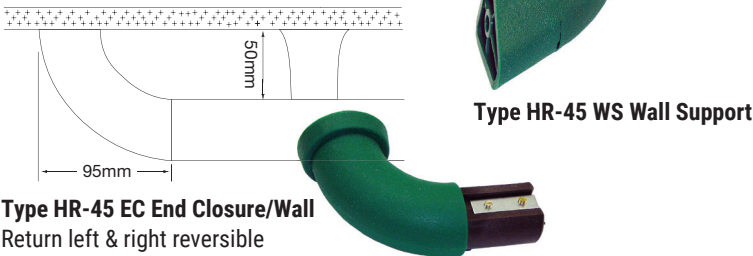
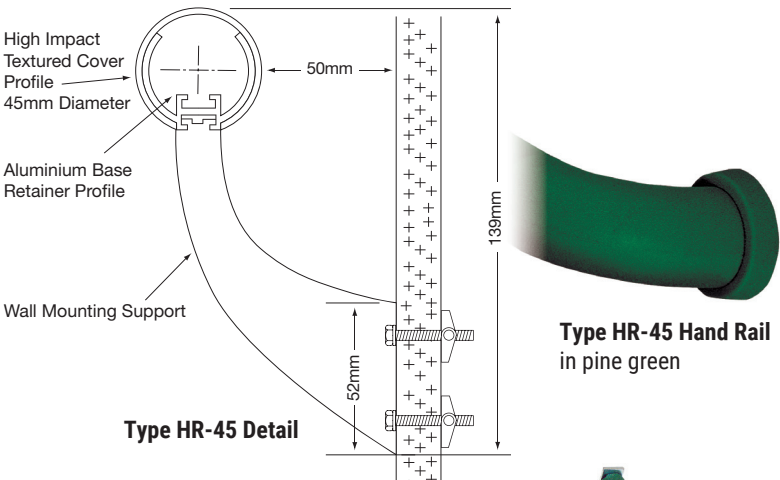
The Latham HR-45 Series Hand Rail is slim and attractive whilst offering safety & protection of the building occupants & the building itself.

The HR-45 Series Hand Rail offers safety for the pedestrian traffic through corridors etc, whilst offering limited protection from wheeled traffic like wheelchairs, beds, carts, chairs and trolleys. The high impact textured cover snugly fits over the continuous aluminum section.

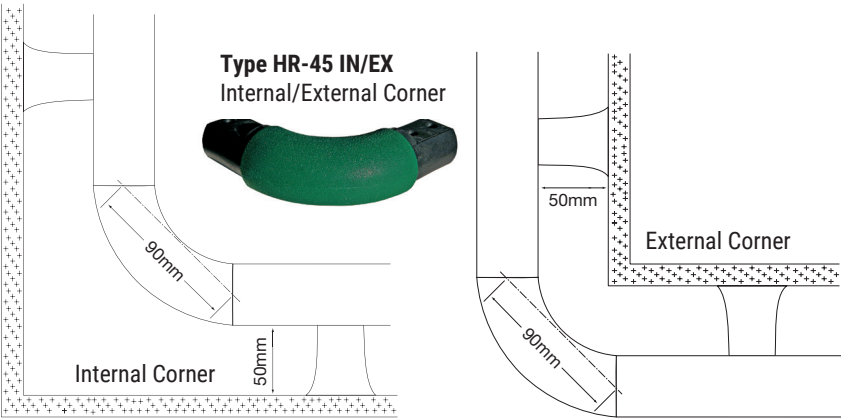
The new HR-45PIV pivoting section allows the system to simply follow changes in height that would be associated with stairs, ramps and landings without the need to use individual runs of hand rail increasing public safety.

The system should be considered for use in conjunction with CG Series Corner Guards, BR Type HR-45 Series Bump Rails and WS Series Wall Sheeting.

End closures, internal and external corners are available with the system.



Type HR-45 PIV Pivot Angle.
Suitable for angles other than 90° or where a hand rail needs to continue up or down stairs and across a landing



The system is offered in 6 colours



Standard Specifications

Standard length is 3000mm.
Wall supports – 7 supplied per length.
Install wall supports at approximately 475mm centres.

The Latham ILHR-140 and ILHBR-160 Series Illuminated Hand/Bump Rails offer the best solution in safety and protection for the building occupants and the building itself. The safe low voltage (24V), low heat 10mm diameter light source, with bulbs at approximately 25mm centres clearly identifies the location of the hand rail in areas of low light. It reduces the requirement of bright overhead lighting at night, reducing greenhouse emissions and lowering costs, whilst offering less harsh surroundings at night particularly in areas where people may be sleeping like nursing homes, hospital wards, dormitories, boarding houses etc.

The system is also suited to applications such as nightclubs, bars, cinemas and other areas of limited light. In these applications the system provides pedestrian safety by clearly identifying the hand/bump rail, whilst the fanning effect of the light source will also identify the floor and wall.


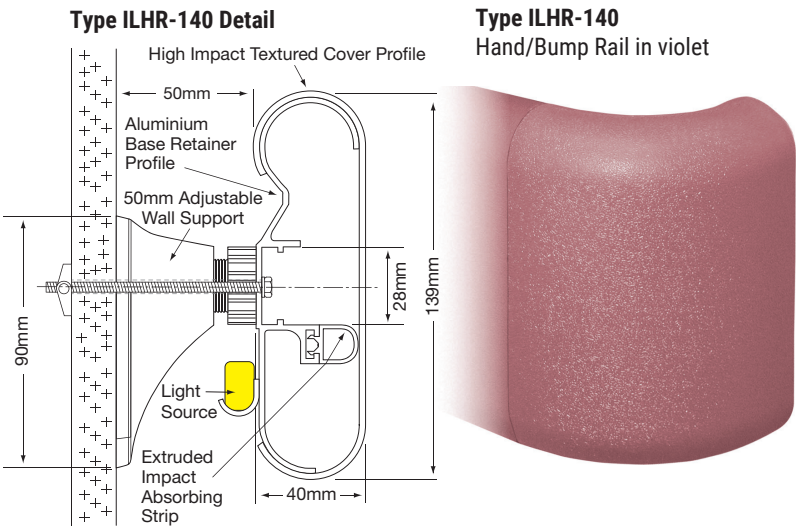
Illuminated Hand/Bump Rails

Type ILHR-140

The custom manufactured light source for the Latham ILHR-140 Series Illuminated Hand/Bump Rail is a long life light source that is easily and inexpensively replaced should burn-out or damage occur.

The light source is supplied in continuous lengths for site cutting to suit the application and wired power feeder plugs are supplied for every 3 metres of ILHR-140 ordered (additional wired feeder plugs available). These wired power feeder plugs are ready to be connected to wiring from the transformers. Transformers and wiring from the transformer to the wired power feeder is not supplied by Latham Australia.

The system should be considered for use in conjunction with CG Series Corner Guard, BR Series Bump Rails and WS Series Wall Sheeting.



The system is offered in 6 colours



Standard Specifications

Standard length is 3000mm.
Adjustable wall supports – 7 supplied per length.
Install wall supports at approximately 475mm centres.

Type ILHBR-160

The custom manufactured light source for the Latham ILHBR-160 Series Illuminated Hand/Bump Rail is a long life light source that is easily and inexpensively replaced should burn-out or damage occur.

The light source is supplied in continuous lengths for site cutting to suit the application and wired power feeder plugs are supplied for every 3 metres of ILHBR-160 ordered (additional wired feeder plugs available). These wired power feeder plugs are ready to be connected to wiring from the transformers.

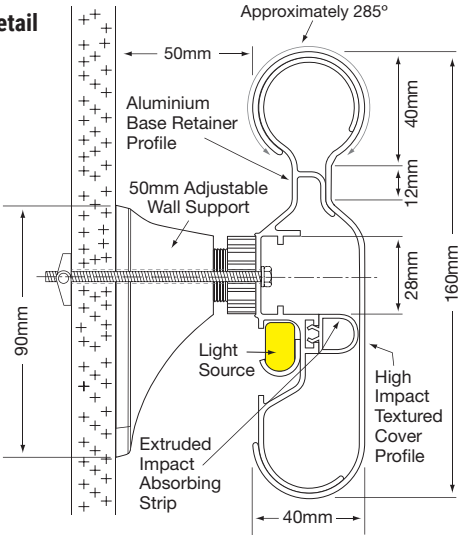
Transformers and wiring from the transformer to the wired power feeder is not supplied by Latham Australia.







The system should be considered for use in conjunction with the CG Series Corner Guards, BR Series Bump Rails and WS Series Wall Sheeting.

Type ILHBR-160
Hand/Bump Rail in hazy grey



Type ILHBR-160 Detail



LED Colours Available					
					
Warm White (Standard)	Bright White	Red	Blue	Green	Yellow

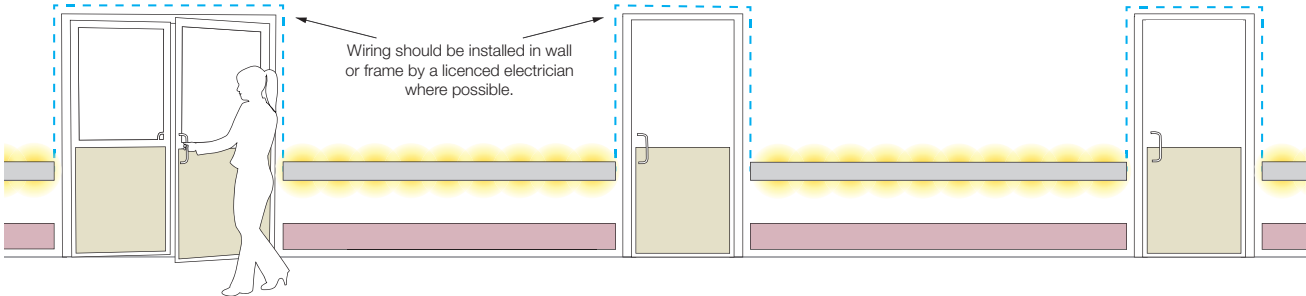
The system is offered in 3 colours




Standard Specifications


Standard length is 3000mm.
Adjustable wall supports – 7 supplied per length.
Install wall supports at approximately 475mm centres.


Wiring Installation Guide




- This is a guide only, each application is specific and you will need to consider your individual situations.
- Power source and switching if required should be in a suitable location.
- Transformers are available in various sizes. Up to 20 metres of LED can be lit from 1 (one) transformer in illuminated hand rail applications.
- 3000mm lengths of illuminated hand rail is supplied with a LED wire connection. Step link wiring saddle connections, source feed wire connections and dimmers available.

 Possible wiring installation by licenced electrician

 ILHR-140 or ILHBR-160 illuminated Hand Rail

 BR-200 Bump Rail

 Latham Wall Sheeting

All Latham Bump Rails are supplied in 3000mm lengths for site cutting to the required dimensions. The quantity of end caps, and external corners where available, should be calculated and ordered with the bump rail section.

For fixing/installation details contact Latham Australia.

Bump Rails

Type BR-150/200

The Latham BR-150 and BR-200 Series Bump Rail offers maximum protection for walls in most applications, offering protection from wheeled traffic like wheelchairs, beds, carts and trolleys.

The high impact textured cover snugly fits over the continuous aluminum retainer incorporating the specially designed impact absorbing strips, which absorb impacts and help to spread impact loads over a further distance reducing the shock on the wall fixing.

The system should be considered for use in conjunction with CG Series Corner Guards, HR and HBR Series Hand/Bump Rails and WS Series Wall Sheeting.

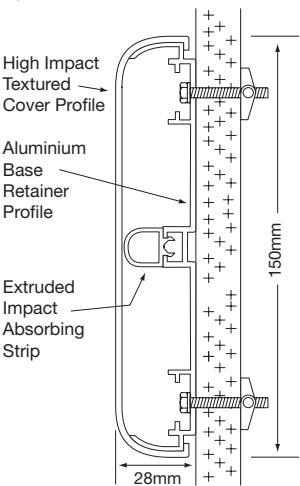
End caps and external corners are available with the system.



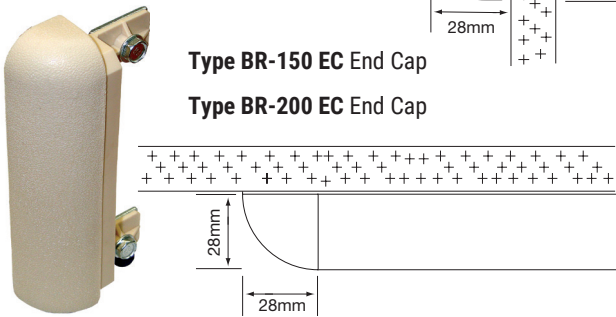
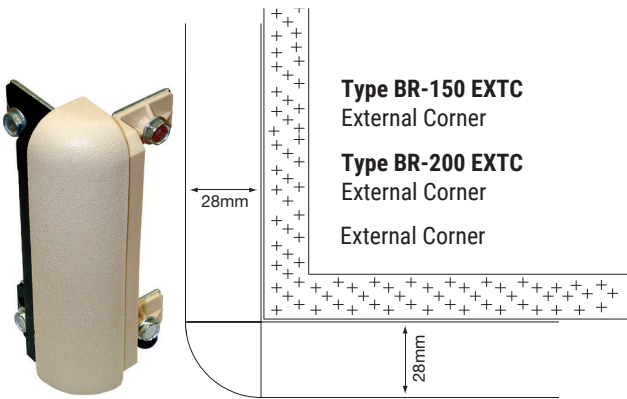
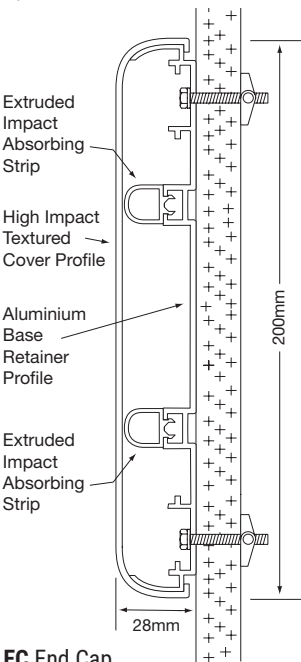
Type BR-150
Bump Rail in almond beige



Type BR-150 Detail



Type BR-200 Detail



The system is offered in 4 colours



Standard Specifications

Standard length is 3000mm.

Type BR-50

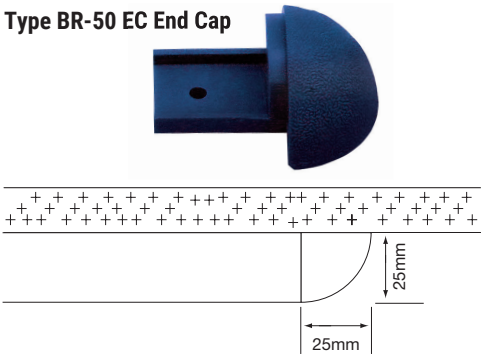
The Latham BR-50 Bump Rail offers protection for walls in most applications, offering protection from wheeled traffic like wheelchairs, beds, carts and trolleys. The high impact textured cover snugly fits over the continuous retainer, which absorbs impacts.

The system should be considered for use in conjunction with CG Series Corner Guards, HR Series Hand Rails and WS Series Wall Sheeting.

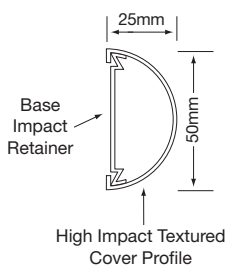
End caps are available with the system.




Type BR-50 EC End Cap



Type BR-50 Detail



Type BR-50
Bump Rail in sapphire blue



The system is offered in 5 colours



Standard Specifications

Standard length is 3000mm.

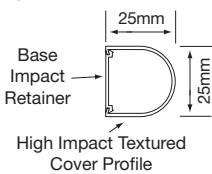
Type BR-25

The Latham BR-25 Bump Rail is the baby of the range. This 25mm sleek smooth finish bump rail is available in cool grey and jet black colours. The BR-25 offers safety for pedestrian traffic through corridors etc whilst doubling as a bump rail for wheeled traffic like wheelchairs, beds, carts and trolleys.

The system should be considered for use in conjunction with CG Series Corner Guards, HR and HBR Series Hand/Bump Rails and WS Series Wall Sheeting.

End caps and external corners are available with the system.


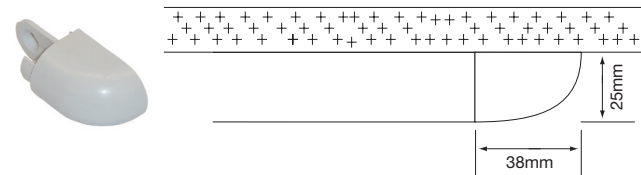
Type BR-25 Detail



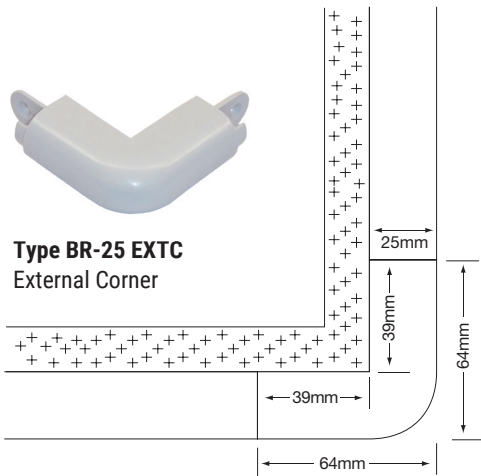
Type BR-25 Bump Rail
in cool grey



Type BR-25 EC End Cap



Type BR-25 EXTC
External Corner



The system is offered in 2 colours



Standard Specifications

Standard length is 3000mm.

All Latham Corner Guards are supplied in 3625mm lengths for site cutting to the required dimensions. The quantity of End Caps required for the CG-50 and CG-75 profiles should be calculated and ordered with the Corner Guard section.

It is common practice for floor-to-ceiling wall protection to be installed without end caps, whilst floor-to-specific-height and above-floor-to-specific-height are installed with 1 or 2 end caps.

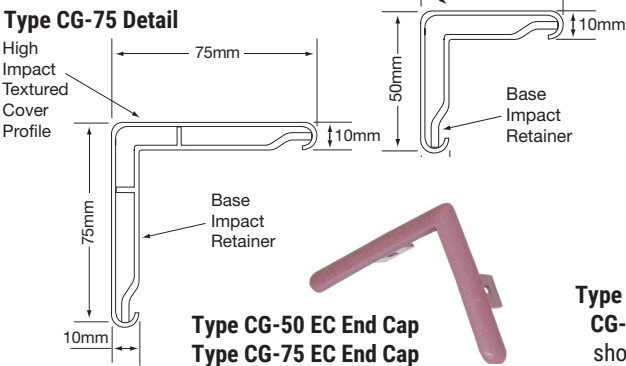
Corner Guards

CG Series Surface Mounted

The Latham CG-50 and CG-75 Surface Mounted Corner Guards offer the best protection for 90° external corners. The high impact textured cover snugly fits over the continuous base section. The matching end caps mean the corner guards can be used in any lengths from project specific applications where very short corner guards are desired to full floor-to-ceiling corner guards.

The system should be considered for use in conjunction with HR and HBR Series Hand Rails, BR Series Bump Rails and WS Series Wall Sheeting.

End caps are available with the system.



The system is offered in 6 colours



Standard Specifications

Standard length is 3625mm.
For fixing and installation details contact Latham Australia.

PCG & PCGF Adhesive Fixed

PCGF-60 Flexible Corner Guard

The Latham PCGF-60 Flexible Adhesive Fixed Surface Mounted Corner Guards are specifically designed to accommodate varying wall/corner angles from flat to more than 135°.

PCG-25 and PCG-50 Corner Guards

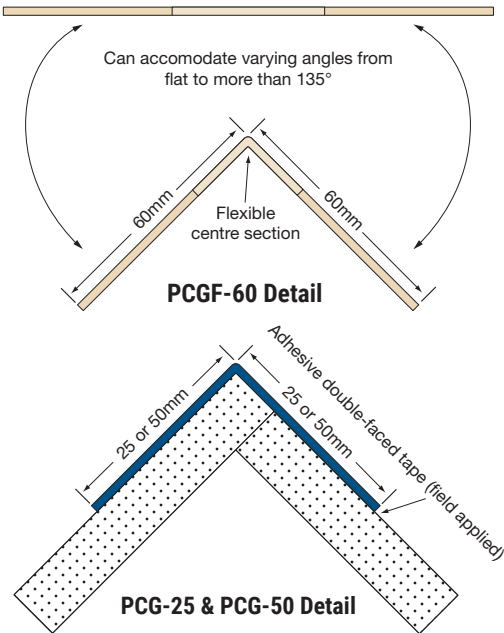
The Latham PCG-25 and PCG-50 Adhesive Fixed Surface Mounted Corner Guards offer protection for 90° external corners.

The corner guards can be used in any lengths from project specific applications where very short corner guards are desired to full floor-to-ceiling corner guards. The PCG Corner Guards are fixed with Latham's special field applied FT-13 high strength double-sided tape, or in some applications the PCG Corner Guards can be permanently fixed using Latham Thixotropic Epoxy Adhesive.


The system should be considered for use in conjunction with HR and HBR Series Hand Rails, BR Series Bump Rails and WS Series Wall Sheeting.

Standard Specifications

Standard length is 3625mm.
For fixing and installation details contact Latham Australia.



The PCG system is offered in 6 colours



The PCGF system is offered in 3 colours



WS Series Wall Sheeting

Latham WS Series Wall Sheeting offers a simple and aesthetically pleasing way to protect internal building thoroughfares. The material can be installed in full sheets or cut to custom sizes and installed as door panels, kick panels or push panels. The Latham Wall Sheeting is designed to protect areas of pedestrian traffic movement from scuffing and unsightly dirt and marks, whilst being easy to clean and virtually maintenance free. The textured finish on the wall sheeting provides a hard wearing, scuff and scratch resistant replaceable finish to compliment modern designs.

Latham WS Series Wall Sheeting has a multitude of uses and applications; it is often used as wall sheeting in hotels, airports, hospitals, clinics, schools, gyms, kindergartens and many other applications. Latham Wall Sheeting can even be installed curved for wall and column applications for diameters greater than 600mm.

Latham WS Series Wall Sheeting is available in standard sizes of 2400mm x 1200mm sheets at 2mm thick. The material is supplied for site cutting to the required sizes, which can be simply done by purchasing the specially designed WS Series hand cutting tool the 'LATSNAP', or alternately with more care the material can be cut on a circular saw or jig with a fine tungsten carbide blade.

Latham WS Series Wall Sheeting can be adhered to most wall surfaces using the specially designed Latham Titazel Wall Grip. The material is suitable to just be adhered on the wall and left as is, or colour matched edge and jointing profiles can be supplied with the Latham WS Series Wall Sheeting range. The profiles are supplied in 2400mm length and are available in the following profiles.

Type LFS Finishing Strip

The Latham LFS Finishing Strip offers a neat and effective way to start and finish the wall sheeting these can be used both vertically and horizontally.

Type LVJS Vertical Joiner Strip

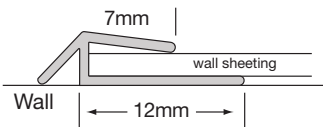
The Latham LVJS Vertical Joiner Strip, is used as a neat and presentable junction between 2 or more sheets.

Type LICS Inside Corner

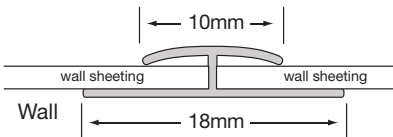
The Latham LICS Inside Corner Strip offers a neat and effective detail for internal corners, between 2 sheets.

Type LOCS Outside Corner

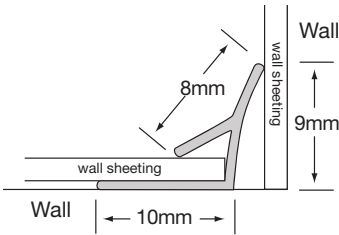
The Latham LOCS Outside Corner Strip offers a neat and effective detail for external corners, between 2 sheets. We recommend that PCG and CG corner guards be considered in conjunction or in place of the LOCS Outside Corner Strip.



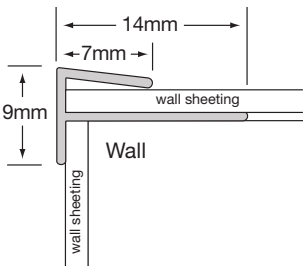
Type LFS Finishing Strip
(vertical & horizontal)




Type LVJS Vertical Joiner Strip




Type LICS Inside Corner




Type LOCS Outside Corner



The system is offered in 3 colours



hazel grey



almond beige



snow white

Standard Specifications

Standard wall sheeting size is 2400mm x 1200mm.
Standard wall sheeting is 2mm thick.

"Quality products engineered and crafted to meet tomorrow's needs today..."

Over 60 years in the business is proof that we stand behind those words. We customise our products to fit your projects needs.

At Latham, we're dedicated to bringing you the highest quality products at competitive prices. Let us be an integral part of your next project.

WARRANTY POLICY

Latham Australia Pty Ltd warrants to its purchasers that all products sold by it will upon delivery be free from defects in materials and workmanship. This warranty shall extend for a period of one (1) year following the date of shipment by us. Any claim in respect of a defective product must be made in writing prior to the expiration of the warranty period and must give particulars of the alleged defect. Subject to acceptance by us of the claim we agree to make good such defective product by repair or replacement (at our option) at our factory. All other costs whatsoever including the costs of disassembly and reinstallation and the cost of transport to and from our factory if applicable shall be borne by the purchaser.

It is a fundamental condition of sale that all other warranties of any kind whether statutory or otherwise and whether express or implied are hereby excluded and that we accept no responsibility for consequential loss or damage of any kind.

PUBLISHERS NOTE:

All sizes in this publication are shown in millimetres.

The design and other information contained in this publication have been obtained from authoritative sources, which are believed to be correct in regard to the subject matter covered.

The information provided is not exhaustive and is for guidance only. It is recommended that the user obtain independent professional advice for a particular installation or site condition(s).

Latham Australia Pty Ltd expressly disclaims all and any liability to any user in respect of anything, and of the consequences of anything, done or omitted to be done by any such user in reliance upon the information contained in this publication.

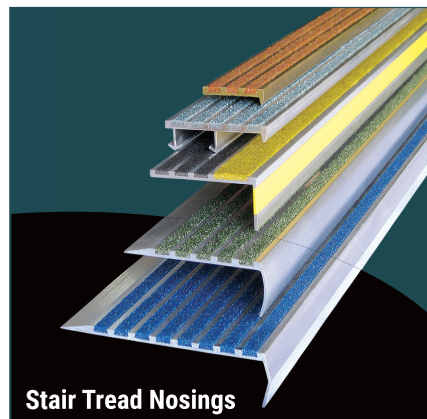
All Design Rights Reserved.

In the interests of quality and performance, we reserve the right to alter or change at anytime, any materials and specifications described in this publication. Batch colours and colours depicted in this publication are subject to variation.

COPYRIGHT © 2018




Mechanical Expansion Joint Covers




Stair Tread Nosings




Neoprene-X-Pansion Loc & Tile Strips



Entry Mats & Frames



Dock Bumpers



Grates, Grids & Frames



Traffic Management Systems

Consult Your Local Latham Representative:

DIRECT LINE TO YOUR LOCAL SUPPLIER: AUSTRALIA ONLY 1300 LATHAM (528426) / NEW ZEALAND FREECALL/FAX 0800 442 560



Head Office: Latham Australia Pty Ltd ABN 87 000 502 296
14 Tennyson Road Gladesville 2111 NSW Australia

Phone: (02) 9879 7888 Fax: (02) 9879 7666
International: +61 2 9879 7888 International: +61 2 9879 7666

www.latham-australia.com Email: wps@latham-australia.com

