


# EXTRA THICK LAMINATED DOCK BUMPERS



## Material/Thickness

- Same strong construction of uniform size, fabric reinforced rubber pads cut from selected recycled truck tyres and belting as standard laminated bumpers
- Made of tough rubberised fabric pads, 230mm and 350mm thick

## Installation

- No assembly required, and easily installed
- structural mounting angles permit welded installations or provide bolting through steel

## Uses/Applications

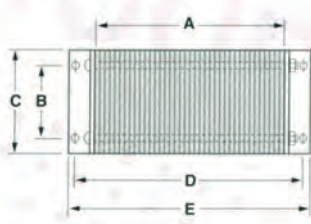
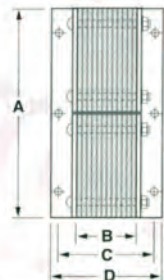
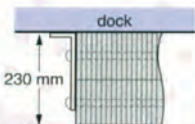
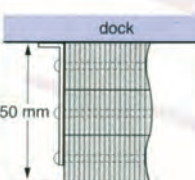
- Bumpers are available for most applications – equipped with 7mm steel angles on both ends; and bumpers with flat plate for use with dock levellers – optional 7mm flat steel plate for one or both ends for installations where dock seals are very thick

- For installations where dock seals are very thick, Extra-Thick Bumpers can be used to produce a quality seal.
- For installations where greater 'stand out' distance from dock sills is required due to steep ramps, canopied docks, overhangs or other architectural features.

## Specifications

- Supply and install Extra-Thick Laminated Rubber Dock Bumpers as manufactured by Latham Australia, 14 Tennyson Road, Gladesville, NSW 2111. Ph: (02) 9879 7888 Fax: (02) 9879 7666. Model No.(s) \_\_\_\_\_ Resilient rubber material of bumpers are rubberised-fabric truck tyres and belting cut to uniform size pads, in stand-out thickness of 230mm or 350mm for all types and punched to receive 7mm steel closure plates.
- All bumpers are closed with two 10mm steel formed plates. Angles are welded to 18mm rods at one end and closed with threaded rod and nut at the other end. Flat plates available.
- Anchor leg of angle extends a minimum of 75mm beyond the rubber surface at either end and contains two or three 20mm anchor bolt holes as required. (Anchor bolts are supplied separately). Finish for exposed metal parts shall be painted or galvanised – (specify).



EXTRA THICK LAMINATED RUBBER DOCK BUMPERS														
		All measurements in mm (approx)												
SERIES 900			Wt. kg	A	B	C	D	E		Wt. kg	A	B	C	D
		LB910 — 14	29	280	150	250	350	400	LVB920 — 11	36	500	210	280	330
		LB910 — 24	46	530	150	250	600	650	LVB930 — 11	52	750	210	280	330
		LB910 — 36	70	830	150	250	900	950	LVB940 — 11	72	1000	210	280	330
SERIES 1200			Wt. kg	A	B	C	D	E		Wt. kg	A	B	C	D
		LB1210 — 14	36	280	150	250	350	400	LVB1220 — 11	48	500	210	280	330
		LB1210 — 24	58	530	150	250	600	650	LVB1230 — 11	70	750	210	280	330
		LB1210 — 36	90	830	150	250	900	950	LVB1240 — 11	96	1000	210	280	330

Extra-Thick (230mm and 350mm) bumpers offer heavy duty protection, eliminate excessive compression of dock shelters or foam seals and prevent canted trailers on declined approaches to flushwall doors from hitting upper building wall.